

Graduation Exit Survey – Distance Campuses - Spring 2013

Undergraduate Students

1. Did you have a job before you began your studies at Belhaven?

#	Answer		Response	%
1	Yes		19	86%
2	No		3	14%
	Total		22	100%

2. If so, would you share your annual salary range at the time you enrolled?

#	Answer		Response	%
1	\$20,000 or less		3	18%
2	\$20,001 to \$30,000		7	41%
3	\$30,001 to \$40,000		2	12%
4	\$40,001 to \$50,000		2	12%
5	\$50,001 to \$60,000		2	12%
6	\$60,001 to \$70,000		0	0%
7	\$70,001 - \$80,000		0	0%
8	\$80,001 or more		1	6%
	Total		17	100%

3. Which of the following career services did you utilize while at Belhaven?

#	Answer	Response	%
1	Career Prep	1	6%
2	Career Fair	4	24%
3	Graduate School Fair	3	18%
4	Mock Interview	2	12%
5	Resume Writing Workshop	0	0%
6	Student Jobs Program	1	6%
7	Other	8	47%

4. To what extent does your current job relate to your degree?

#	Answer	Response	%
5	Relates	9	47%
4	Somewhat Relates	4	21%
3	Neutral	2	11%
2	Somewhat Unrelated	1	5%
1	Unrelated	3	16%
	Total	19	100%








5. In the future, plan to: (check all that apply)

#	Answer		Response	%
1	Pursue and advanced degree		18	86%
2	Enter the job market in a field related to my degree		3	14%
3	Continue my employment in a field related to my degree		3	14%




6. When do you plan to start your degree program?

#	Answer		Response	%
1	Immediately		7	41%
2	Within 1 year		9	53%
3	Within 5 years		1	6%
	Total		17	100%






7. What is your intended area of study?

#	Answer		Response	%
1	Business		6	35%
2	Law		1	6%
3	Medicine		1	6%
4	Dentistry		0	0%
5	Theology		2	12%
6	Graduate Arts & Sciences		2	12%
7	Education		1	6%
8	Engineering		0	0%
9	Veterinary Medicine		0	0%
10	Unknown		4	24%
	Total		17	100%









8. How soon do you plan to enter the job market in a field related to your degree?

#	Answer		Response	%
1	Within 6 months		9	60%
2	Within 1 years		2	13%
3	Within 2 years		4	27%
	Total		15	100%



9. What do you anticipate your salary range to be?

#	Answer		Response	%
1	\$20,000 or less		0	0%
2	\$20,001 to \$30,000		2	12%
3	\$30,001 to \$40,000		5	29%
4	\$40,001 to \$50,000		4	24%
5	\$50,001 to \$60,000		4	24%
6	\$60,001 to \$70,000		0	0%
7	\$70,001 to \$80,000		0	0%
8	\$80,000 or more		2	12%
	Total		17	100%

10. What is your current estimated salary range?

#	Answer		Response	%
1	\$20,000 or less		6	30%
2	\$20,001 to \$30,000		7	35%
3	\$30,001 to \$40,000		1	5%
4	\$40,001 to \$50,000		1	5%
5	\$50,001 to \$60,000		1	5%
6	\$60,001 to \$70,000		1	5%
7	\$70,001 to \$80,000		1	5%
8	\$80,000 or more		2	10%
	Total		20	100%

11. Does your current estimated salary range represent a raise or promotion gained since you began your degree?

#	Answer		Response	%
1	Yes		5	24%
2	No		16	76%
	Total		21	100%

12. Degree

Value	Total
BHA	2
BBA	7
BAS	7
AA	2
BSM	2
AACM	1
BAMEM	1