











## Exit Survey – Traditional Students Fall 2012 and Spring 2013

Last Modified: 03/28/2013

### 1. Did you have a job before you began your studies at Belhaven?

#	Answer		Response	%
1	Yes		167	63%
2	No		100	37%
	Total		267	100%

### 2. If so, would you share your annual salary range at the time you enrolled?

#	Answer		Response	%
1	\$20,000 or less		68	43%
2	\$20,001 to \$30,000		32	20%
3	\$30,001 to \$40,000		28	18%
4	\$40,001 to \$50,000		11	7%
5	\$50,001 to \$60,000		10	6%
6	\$60,001 to \$70,000		4	3%
7	\$70,001 - \$80,000		3	2%
8	\$80,001 or more		3	2%
	Total		159	100%

### 3. Which of the following career services did you utilize while at Belhaven?

#	Answer	Response	%
1	Career Prep	27	26%
2	Career Fair	61	60%
3	Graduate School Fair	20	20%
4	Mock Interview	40	39%
5	Resume Writing Workshop	34	33%
6	Student Jobs Program	16	16%
7	Other	10	10%

Other
Writing Workshop
work study
Net working
Architecture firm/Art related
Met with Ms. Langley
Meeting with Ms. Langley to work on resume
Think Center
Career Boot Camp
English Capstone Course

#### 4. To what extent does your current job relate to your degree?

#	Answer		Response	%
5	Relates		107	50%
4	Somewhat Relates		42	19%
3	Neutral		21	10%
2	Somewhat Unrelated		13	6%
1	Unrelated		33	15%
	Total		216	100%











#### 5. In the future, plan to: (check all that apply)

#	Answer		Response	%
1	Pursue and advanced degree		133	61%
2	Enter the job market in a field related to my degree		118	54%
3	Continue my employment in a field related to my degree		68	31%




#### 6. When do you plan to start your degree program?

#	Answer		Response	%
1	Immediately		43	40%
2	Within 1 year		42	39%
3	Within 5 years		22	21%
	Total		107	100%









## 7. What is your intended area of study?

#	Answer		Response	%
1	Business		36	35%
2	Law		5	5%
3	Medicine		5	5%
4	Dentistry		2	2%
5	Theology		7	7%
6	Graduate Arts & Sciences		22	21%
7	Education		20	19%
8	Engineering		0	0%
9	Veterinary Medicine		0	0%
10	Unknown		6	6%
	Total		103	100%









## 8. How soon do you plan to enter the job market in a field related to your degree?

#	Answer		Response	%
1	Within 6 months		79	63%
2	Within 1 years		29	23%
3	Within 2 years		17	14%
	Total		125	100%



## 9. What do you anticipate your salary range to be?

#	Answer		Response	%
1	\$20,000 or less		15	13%
2	\$20,001 to \$30,000		20	17%
3	\$30,001 to \$40,000		34	28%
4	\$40,001 to \$50,000		18	15%
5	\$50,001 to \$60,000		13	11%
6	\$60,001 to \$70,000		12	10%
7	\$70,001 to \$80,000		4	3%
8	\$80,000 or more		4	3%
	Total		120	100%

## 10. What is your current estimated salary range?

#	Answer		Response	%
1	\$20,000 or less		19	18%
2	\$20,001 to \$30,000		13	13%
3	\$30,001 to \$40,000		33	32%
4	\$40,001 to \$50,000		11	11%
5	\$50,001 to \$60,000		10	10%
6	\$60,001 to \$70,000		7	7%
7	\$70,001 to \$80,000		8	8%
8	\$80,000 or more		3	3%
	Total		104	100%

## 11. Does your current estimated salary range represent a raise or promotion gained since you began your degree?

#	Answer		Response	%
1	Yes		65	50%
2	No		64	50%
	Total		129	100%